



Data Analysis Course



About Us

www.qavdev.com

Qavdev is your trusted partner for precision in quality and empowerment in growth. We meticulously scrutinize every line of code to ensure digital products shine with quality, security and performance. Beyond testing, we nurture talent, partner with leading companies and generate value, empowering businesses, individuals and the tech industry itself to reach new heights. Choose **Qavdev** for the assurance of success and the promise of a brighter digital future.

At Qavdev Limited, we provide you with several weeks of industry-recognised accredited training, giving you the skills and confidence to launch your career as a Software Tester. Qavdev Limited is a leading e-learning platform providing live instructor-led interactive online training.

We cater to professionals and students across the globe in categories like Software Testing, Content Writing, UI/UX, Programming, Automation Testing, A.P.I Testing, Cyber Security, Web development and more.

We have an easy and affordable learning solution that is accessible to millions of learners. With our students spread across countries like the US, Nigeria, Germany, UK, Canada, multiple countries in Africa and many others, we have built a community of over 500 learners across the globe.

Course Objectives

www.qavdev.com



- Define Data Analysis, identify types of data and explain Data Analysis processes



- Navigate, enter, and format data in Excel, perform basic data analysis tasks using formulas and charts, and create pivot tables



- Understand database concepts, write simple SQL queries to extract and manipulate data, and filter and sort data.

- Identify and handle missing values, remove duplicates, and perform basic data cleaning tasks in Excel

- Create basic charts in Excel, format and customize charts, and use visualizations to communicate insights

- Calculate mean, median, mode, standard deviation & interpret these statistics to grasp data distributions.

Other Course Objectives include:



Handling Complex Concepts

Master Data Analysis skills to solve complex problems and make informed decisions.



Collaboration

Ability to collaborate on collecting, analyzing and interpreting data to solve problems.



Performance Optimization

Identify trends, optimize processes and accurately predict customer behaviour.

Why Data Analysis Course from Qavdev?

www.qavdev.com

Lifetime Access

- Course Access never expires
- Free Access to Future Updates
- Unlimited access to Course Content
- Mentorship

Live Interactive Learning

- World-Class Instructors
- Expert-Led Mentoring sessions
- Instant Doubt Clearing
- LinkedIn Optimization

24x7 Support

- One-on-One Learning assistance
- Help Desk Support
- Resolve Doubts in Real-time
- Peer Learning Series (PLS)

Hands-on Project-based learning

- Industry-Relevant Projects
- Course Demo Dataset & Files
- Quizzes & Assignments
- Interview Tips & more


Industry-Recognised Certificate

- Qavdev Training Certificate
- Graded Performance Certificate
- Certificate of Completion





Training Benefits

Mastering Data Analysis skills enables you to make informed business decisions, solve complex problems, and drive growth. By learning to collect, analyze, and interpret data, you'll be able to identify trends, optimize processes, and predict customer behavior, ultimately staying ahead of the competition.




• Data Analyst

| Annual Salary | | Hiring Companies | |
|---------------|-----------------|--|--|
| Entry-level | \$80,000/ Year |  GT Bank | |
| Mid-level | \$100,000/ Year |  Facebook | |
| Senior-level | \$130,000/ Year |  HUAWEI | |
| Consultant | \$160,000/ Year |  Apple | |

• Quantitative Analyst

| Annual Salary | | Hiring Companies | |
|---------------|-----------------|--|--|
| Entry-level | \$100,000/ Year |  ExxonMobil | |
| Mid-level | \$130,000/ Year |  Microsoft | |
| Senior-level | \$160,000/ Year |  Google | |
| Consultant | \$190,000/ Year |  GT Bank | |

• Financial Analyst

| Annual Salary | | Hiring Companies | |
|---------------|-----------------|---|--|
| Entry-level | \$85,000/ Year |  amazon | |
| Mid-level | \$115,000/ Year |  IBM | |
| Senior-level | \$145,000/ Year |  NETFLIX | |
| Consultant | \$175,000/ Year |  Microsoft | |

Course Syllabus (Beginner Course - Duration: 6 Weeks.)

Introduction to Data Analysis - 2 Hours

- Overview of Data Analysis, Types of Data, The Data Analysis Process

Excel Basics - 4 Hours

- Navigating Excel, Data Entry and Formatting, Basic Formulas (SUM, AVERAGE, COUNT)

Introduction to SQL - 4 Hours

- Understanding Databases, Writing Simple SQL Queries (SELECT, WHERE, ORDER BY), Filtering & Sorting Data

Data Cleaning Techniques - 4 Hours

- Identifying and Handling Missing Data, Removing Duplicates, Basic Data Cleaning in Excel

Basic Data Visualization - 4 Hours

- Creating Charts in Excel (Bar, Line, Pie), Formatting and Customizing Charts

Descriptive Statistics - 3 Hours

- Mean, Median, Mode, Standard Deviation, Visualizing Distributions

Hands-on Projects - 6 Hours

- Analyze a Simple Dataset Using Excel, Presenting Insights via Visuals

Reporting and Presenting Data - 3 Hours

- Structuring Reports, Presenting Findings with Excel

Course Syllabus (Intermediate Course - Duration: 6 Weeks.)

Advanced Excel for Data Analysis - 6 Hours

- Advanced Formulas (VLOOKUP, INDEX-MATCH, IF Statements), PivotTables and PivotCharts, Automating with Macros

Intermediate SQL - 5 Hours

- Joining Tables (INNER JOIN, LEFT JOIN), Aggregations (SUM, COUNT, AVG), Subqueries

Data Cleaning and Transformation - 5 Hours

- Handling Large Datasets, Power Query for Data Transformation, Text Functions

Intermediate Data Visualization - 6 Hours

- Creating Dashboards in Power BI, Custom Visualizations

Exploratory Data Analysis (EDA) - 4 Hours

- Understanding Distributions, Visualizing Trends and Patterns, Identifying Outliers

Data Storytelling and Reporting - 5 Hours

- Structuring Reports, Best Practices for Data Presentation, Reporting in Excel and Power BI

Course Syllabus (Intermediate Course - Duration: 6 Weeks.)

Portfolio Project (Part 1) - 6 Hours

- Analyzing and Visualizing a Business Dataset

Portfolio Project (Part 2) - 6 Hours

- Presenting Findings, Final Project Review and Refinement

Course Assignment and Assessments:

www.qavdev.com

- Weekly technical assessment to check student progress
- **Monthly Projects:**
Given a case study of a failed data project, identify the key issues and propose a strategy to resolve them.
- **Group Projects:**
With a real or hypothetical company, write SQL queries to extract insights from their database containing employee, department, and salary information. Using SQL queries, join multiple tables and analyze customer orders and product performance of the said company
- **Portfolio Presentation:**
Develop a data analysis report for a company seeking to expand into a new market, including competitor analysis, customer segmentation, and risk assessment.



Qavdev Certification

Qavdev's Data Analysis certification is curated by subject matter Experts to help you gain an understanding of management as well as Streamline process for the culmination of projects.

Upon successfully completing the Data Analysis Certification course, Qavdev provides the course completion certificate for Data Analysis Professionals with life time validity.



Our Alumni Work at



Phasecurve



Ask your queries to our experts!

Qavdev course counselors and learner support advisors are available 24x7 to help with your learning needs.

Are you an aspiring Data Analyst but uncertain about your level of expertise? Consider signing up for Qavdev's Data Analysis course. While there are no strict pre-requisites, possessing a basic understanding of Data Analysis would be beneficial. It is important to note that the course is specifically designed for beginners and we'll progress through the syllabus together at a comfortable pace.

Brace up and get your devices ready for a life-transforming training course!



UK:

+44 161 818 9716

 **Call Now**



Nigeria:

+234 902 6967 743

 **Call Now**



2, Flash Estate Opebi Allen,
Lagos, Nigeria.

Contact Us

info@qavdev.com

Click On The Icons to Follow Us



visit us: - www.qavdev.com

© Copyrights - QAVDEV Limited 2024.